

Series SSP/OSP

Power and High Voltage Resistors with high Maximum Temperature Operation, TC of 50ppm/°C

EBG offers the SSP series to meet the requirements of power ratings up to 40 Watts while at the same time offering voltage ratings up to 6,000 Volts.

These Power Film Resistors cover a wide resistance range and operation up to 275°C in axial lead construction.

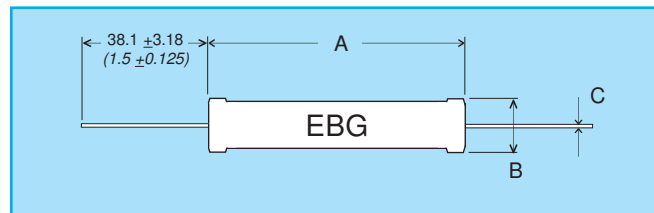
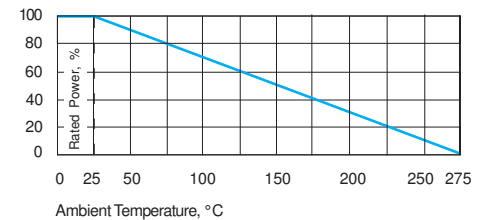

A summary of the features of the SSP series are:

- Non-inductive Performance (EBG's patented process)
- Full power and voltage ratings (derating not required)
- Very high resistance values (see table) up to 30MΩ

To accomplish this objective of high stability, high value, high voltage and high power in the SSP series, EBG employs a special variation of its METOXFILM formulations. These films are annealed on special ceramic bodies at temperatures above 1400°F / 800°C and become an inherent part of the surface of the ceramic, resulting in their unusual performance characteristics. As a result of EBG's unique non-inductive patented process, these resistors are ideally suited for high frequency applications, and result in less "ringing" with minimum distortion of the signals and faster settling times.

Specifications:

- Resistance Tolerance: Standard: ±1% to ±10%**
- Temperature Coefficient: for 10Ω and above 50ppm/°C. TC referenced to 25°C, ΔR taken at -15°C and +105°C.
- Dielectric Strength: 1,000 V DC
- Insulation Resistance: 10GΩ, min.
- Overload/Overvoltage: 5 times rated power with applied voltage not to exceed 1.5 times maximum continuous operating voltage for 5 seconds. ΔR 0.5% max. or 0.5Ω max., whichever is greater. (not valid for SSP 148!)
- Load Life: 1,000 hours at rated power, ΔR 0.5% max. or 0.5Ω max., whichever is greater.
- Thermal Shock: MIL-Std-202, Method 107, Cond. C, ΔR 0.5% max. or 0.5Ω max., whichever is greater.
- Max. Operating Temp.: +275°C
- Encapsulation: Silicone Conformal
- Lead Material: O.F.H.C. Copper, tin plated



Model No.	Watt-age	Max. Voltage	Resistance		Dimensions in millimeters (inches)		
			Min. Ω	Max. Ω	A ± 0.50 ± 0.02	B ± 0.50 ± 0.02	C ± 0.05 ± 0.002
OSP 10	2.00	1,000	0.1	10M	10.90 0.429	4.20 0.165	0.60 0.024
OSP 13	2.40	1,000	0.1	12M	13.70 0.539	4.20 0.165	0.60 0.031
OSP 20	3.00	1,000	0.1	15M	19.70 0.776	4.20 0.165	0.60 0.024
SSP 20	4.00	800	0.1	15M	20.20 0.795	8.20 0.323	1.00 0.040
SSP 26	6.00	2,000	0.1	15M	26.90 1.059	8.20 0.323	1.00 0.040
SSP 32	8.00	4,500	0.1	20M	33.00 1.3	8.20 0.323	1.00 0.040
SSP 32 F*	10.00	4,500	1	10M	33.0 1.3	8.20 0.323	1.00 0.040
SSP 39	10.00	4,500	0.1	20M	39.50 1.555	8.20 0.323	1.00 0.040
SSP 52	12.50	6,000	0.1	30M	52.10 2.051	8.20 0.323	1.00 0.040
SSP 52 F*	15.00	6,000	1	30M	52.10 2.051	8.20 0.323	1.00 0.040
SSP 148	40.00	6,000	1	100K	148.0 5.83	16.0 0.63	– –

F*: enforced cooling

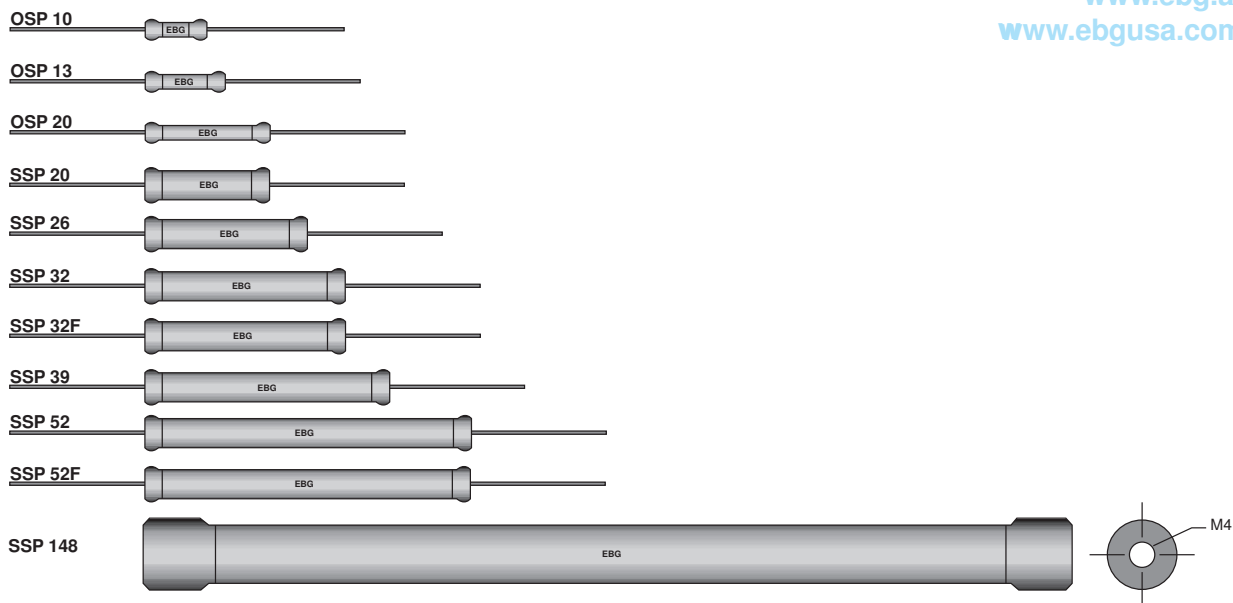
- Resistor in free air position, air flow >1,5m/sec. at ≤25°C ambient temperature

- Resistor in case, air flow >2m/sec. at ≤25°C ambient temperature

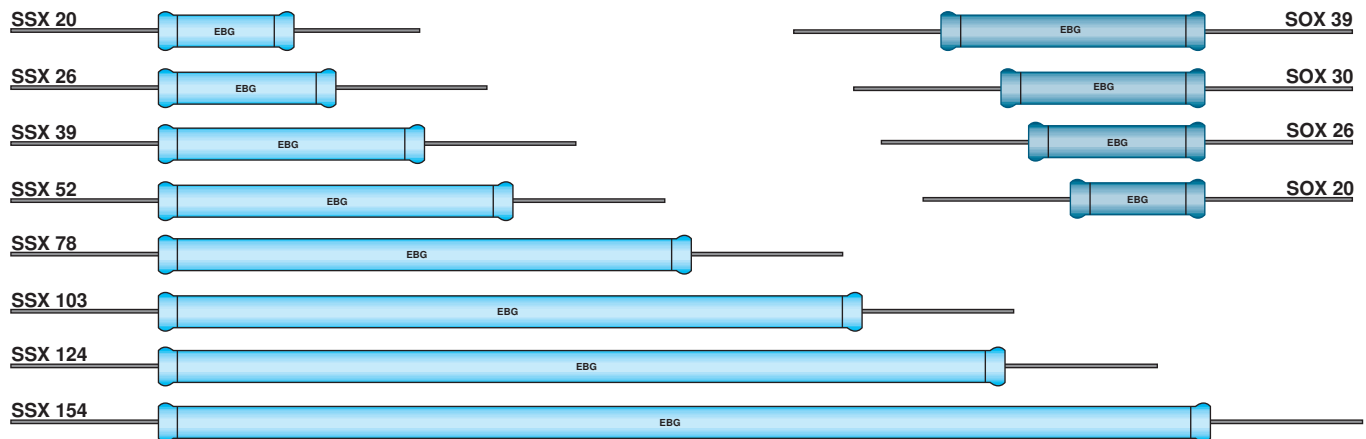
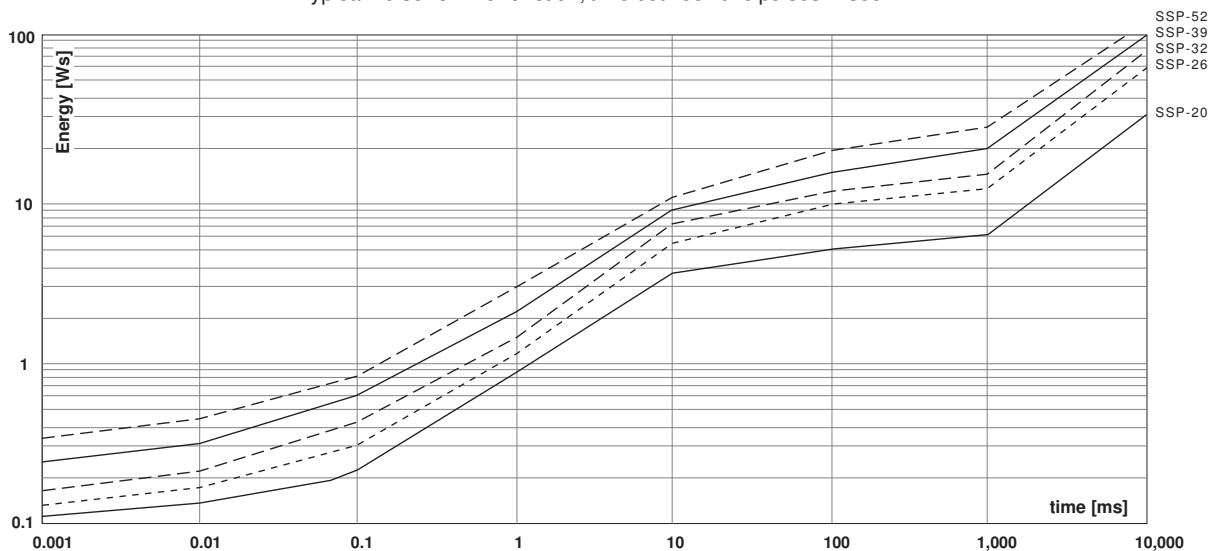
**Version L:

Resistance tolerances down to ±0,5% or ±0,1%, lower max. power (like SGP Series)

In the above spec sheet, you will find our standard product, please contact your local manufacturing representative or call us direct to find out details of other options available regarding this style. Please see our website for the most updated information!



Typical Pulse-form: e-function, time between two pulses: 1 sec.



In the above spec sheet, you will find our standard product, please contact your local manufacturing representative or call us direct to find out details of other options available regarding this style. Please see our website for the most updated information!