


Various Specials (Continued)

Rack and Panel Connectors

Product Facts

- 10 KVDC rating up to 10,000 feet [3,048 m] (continuous)
- Extremely compact
- All plastic design
- Housings can be molded from a variety of materials
- Provides highly reliable drawer-type connections
- Low insertion and extraction forces
- Hipot — 20 KVDC at sea level, two minutes
- Pins and sockets (10-amp rating) are recessed for maximum safety; will accept conductor sizes to 16 AWG [1.25 mm²]
- Hermetically sealed version available for soldering to metal bulkhead on single pin connector
- Available with or without leads
- No tools required for field use
- Can be readily adapted for in-line splice applications



This AMP High Voltage Connector family is specifically designed for military applications. It is extremely compact and has a continuous 15 KVDC rating from sea level to an altitude of up to 10,000 feet [3,048 m].

The connector assembly is a rack and panel type especially suited for drawer mounting or free-hanging plug applications. It incorporates many design features for electrical, mechanical and environmental integrity. Such features include: use of a tapered plug to make exact alignment unnecessary; recessed pin and socket contacts to better prevent high voltage exposure; and a resilient silicone rubber

"O" ring in the receptacle for an interfacial seal for the mated connector.

Plug and receptacle housings are molded from durable glass epoxy; pin and socket contacts are made of fine grade brass, gold plated in the mating areas for maximum conductivity. The solder eyelets are capable of accommodating leads with conductor sizes up to 16 AWG [1.25 mm²].

To meet customer's exact requirements, we can supply the High Voltage Rack and Panel Connectors with or without leads. Also, because of the basic design of the connectors, slight modifications can be made for in-line space applications.

Materials

Housings — Molded glass epoxy per MIL-M-24325 (Ships), GEI-5

Pin and Socket Contacts — Brass; gold plated per MIL-G-45204

Solder Eyelets — Pre-tinned per MIL-T-10727

"O" Ring (Receptacle Only) — Silicone Rubber

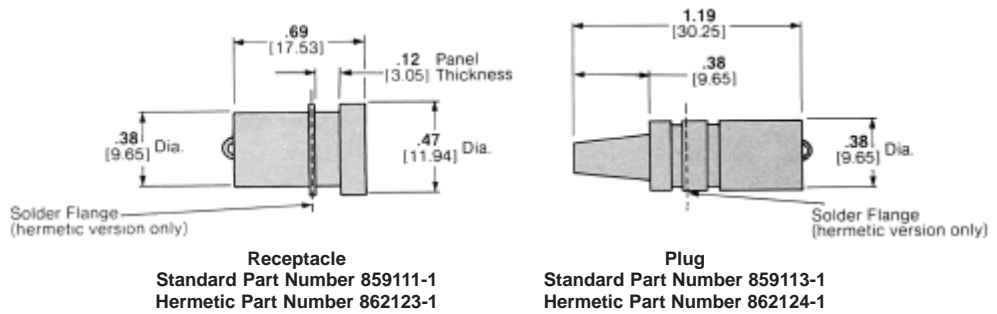
Retaining Ring (Receptacle Only) — Stainless steel per MS 16624

Various Specials (Continued)

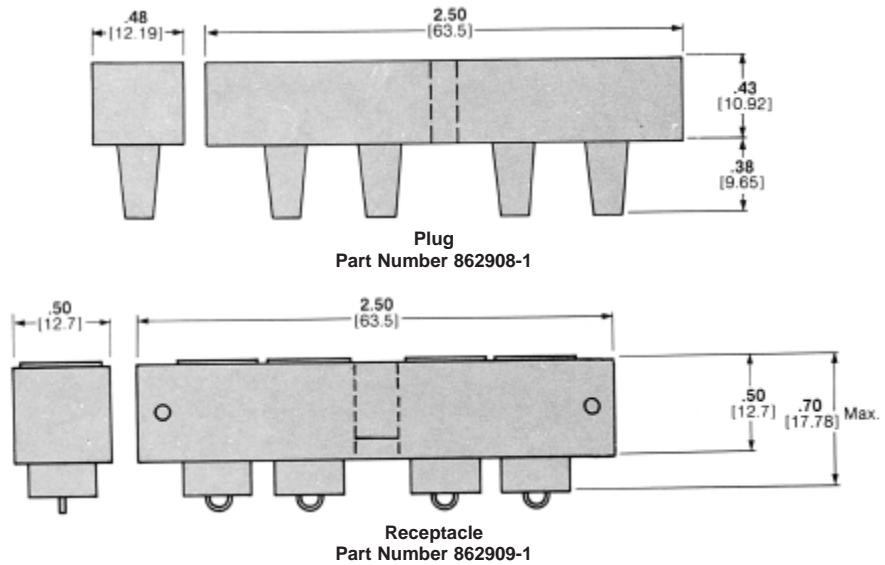
Rack and Panel Connectors

(Continued)

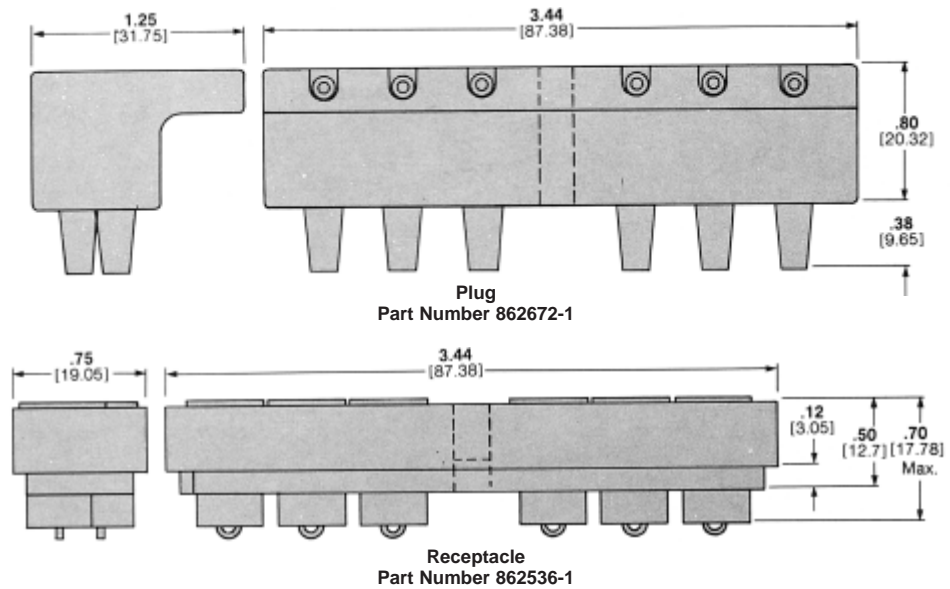
Single Pin



Four Pin



Six Pin



- Notes:** 1. If bulkhead and mounting hardware are metallic and at ground potential, provisions must be made to protect the back end of the receptacle against arc-over and breakdown.
2. Connectors are available with or without leads. Leads can be furnished in virtually any length, with various insulation materials, in either standard white or a variety of optional colors, and with conductor sizes to 16 AWG [1.25 mm²].
For the High Voltage Rack and Panel Connector to meet your specific requirements, consult Tyco Electronics.