


High Voltage Ceramic Disc Capacitors (10 to 15 kVDC)

Series: **MDV Char. D/Y5T, 10 to 15 kVDC**



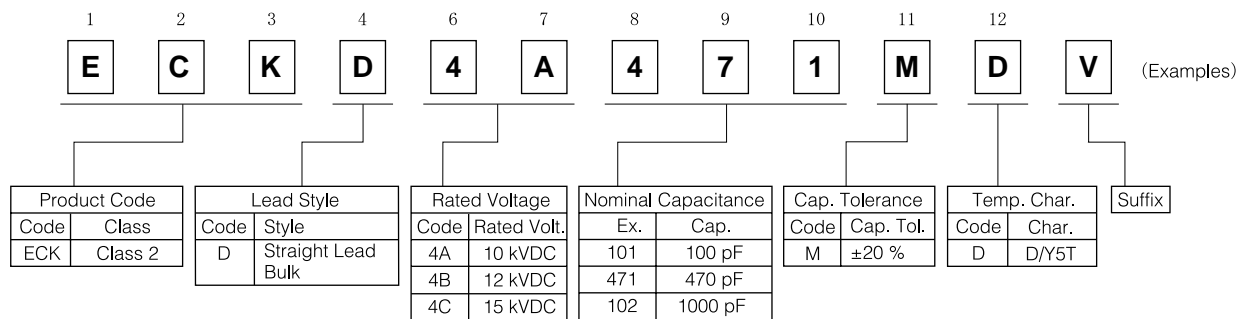
■ **Features**

- Improved "Voltage vs. Temperature rise"
- Voltage-stable dielectric materials used for high voltage applications
- Flame-retardant insulation coating

■ **Recommended Applications**

- High voltage power supplies
- High voltage circuit of TV and CRT displays such as FBT, Focus circuitry

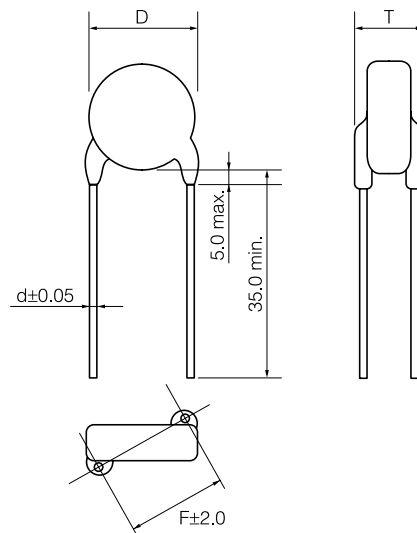
■ **Explanation of Part Numbers**



■ **Specifications**

Characteristics	Specifications
Operating Temperature Range	-25 to 85 °C
Rated Voltage	10 kVDC to 15 kVDC
Dielectric Withstanding Voltage	150 % of Rated Voltage for 1 to 5 seconds
Capacitance	Within specified tolerance, when measured at 1 kHz ± 20 %, 1 to 5 Vrms, and 20 °C
Dissipation Factor (tanδ)	tan δ ≤ 0.025 at 1 kHz ± 20 %, 1 to 5 Vrms, and 20 °C
Insulation Resistance	10000 M Ω min. at 500 VDC 1 minute electrification
Temperature Characteristics	max. Capacitance Change: +20, -30 %

■ **Dimensions in mm (Not to scale)**



■ **Handling Precautions**

See Pages 80 to 81

■ **Packaging Information**

See Pages 82 to 83

■ Ratings and Characteristics

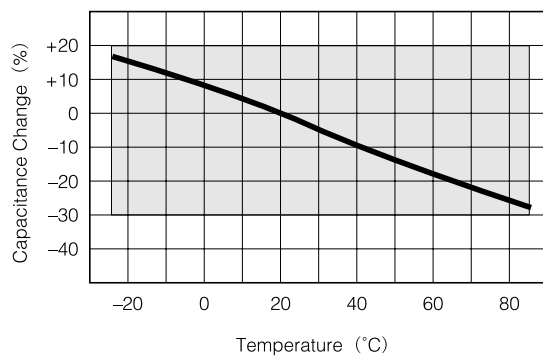
Rated Voltage	Capacitance in pF	Cap. Tol. (%)	Dimensions in mm				Part Number
			D max.	T max.	F	d	
10 kVDC	100	±20	8.0	8.0	10.0	0.65	ECKD4A101MDV
	150	±20	8.0	8.0	10.0	0.65	ECKD4A151MDV
	220	±20	8.5	8.0	10.0	0.65	ECKD4A221MDV
	330	±20	10.0	8.0	10.0	0.65	ECKD4A331MDV
	470	±20	11.5	8.0	10.0	0.65	ECKD4A471MDV
	680	±20	13.5	8.0	10.0	0.65	ECKD4A681MDV
	1000	±20	15.5	8.0	10.0	0.65	ECKD4A102MDV
12 kVDC	100	±20	8.0	9.0	10.0	0.65	ECKD4B101MDV
	150	±20	8.5	9.0	10.0	0.65	ECKD4B151MDV
	220	±20	9.5	9.0	10.0	0.65	ECKD4B221MDV
	330	±20	11.5	9.0	10.0	0.65	ECKD4B331MDV
	470	±20	13.0	9.0	10.0	0.65	ECKD4B471MDV
	680	±20	15.0	9.0	10.0	0.65	ECKD4B681MDV
	1000	±20	16.5	9.0	10.0	0.65	ECKD4B102MDV
15 kVDC	100	±20	8.0	10.0	10.0	0.65	ECKD4C101MDV
	150	±20	9.0	10.0	10.0	0.65	ECKD4C151MDV
	220	±20	10.0	10.0	10.0	0.65	ECKD4C221MDV
	330	±20	11.5	10.0	10.0	0.65	ECKD4C331MDV
	470	±20	13.5	10.0	10.0	0.65	ECKD4C471MDV
	680	±20	15.0	10.0	10.0	0.65	ECKD4C681MDV
	1000	±20	19.0	10.0	10.0	0.80	ECKD4C102MDV

*Capacitance Tolerance ±10 % is available on special order

■ Typical Temperature Characteristics

Char. D/Y5T)

(Temp. Range : -25 to 85°
max.Cap.Change : +20, -30%)



■ Typical Voltage Characteristics

Specimen : 10 kV.470 pF

