

High Voltage Ceramic Capacitors (over 10kV)

(Part Number)

DH	R	B3	4A	101	M	2B	B
①	②	③	④	⑤	⑥	⑦	⑧

① Product ID

Product ID	
DH	High Voltage Ceramic Capacitors (over 10kV)

② Series Category

Code	Contents
R	Radial Type
S	Mold Type

First three digits of part number (① Product ID and ② Series Category) express "Series Name".

③ Temperature Characteristics

Code	Temp. Char.	Cap. Change or Temp. Coeff.	Temp. Range
B3	B	±10%	-25 to +85°C
F4	Z5V	+22%, -82%	+10 to +85°C
4E	ZM	-4700±1000ppm/°C	+20 to +85°C
	N4700		

④ Rated Voltage

Code	Rated Voltage
4A	DC10kV
4B	DC12kV
4C	DC15kV
4D	DC20kV
4F	DC30kV
4G	DC40kV

⑤ Capacitance

Expressed by three figures. The unit is pico-farad (pF). The first and second figures are significant digits, and the third figure expresses the number of zeros which follow the two numbers.

⑥ Capacitance Tolerance

Code	Capacitance Tolerance
K	±10%
M	±20%
Z	+80%, -20%

⑦ Lead Type (DHR Series)

Code	Lead Type	Lead Spacing	Lead Diameter
2B	Straight Long	9.5mm	ø0.65mm
2F		12.7mm	ø0.8mm

⑦ Body Diameter and Terminal Type (DHS Series)

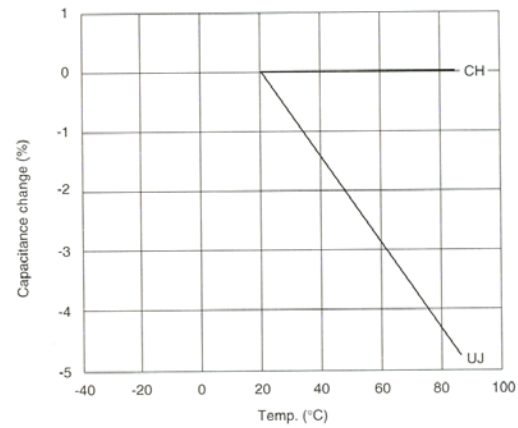
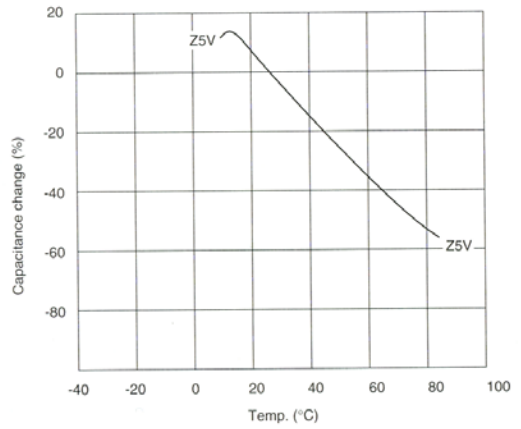
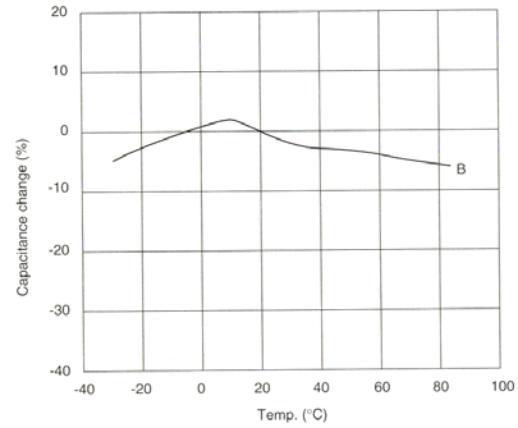
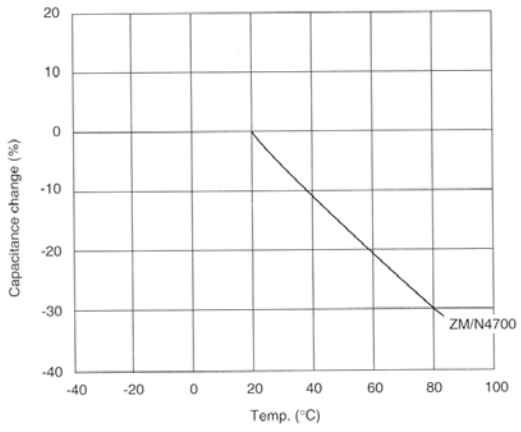
Code	Body Diameter	Terminal Type
C2	20mm	ISO M4, P0.7 Tapped Holes (Metric Screw Thread)
D2	24mm	
H2	30mm	
L2	38mm	
N2	43mm	
R2	52mm	
T2	60mm	No.8-32, NC-2B Tapped Holes (Inch Screw Thread)
CX	20mm	
DX	24mm	
HX	30mm	
LX	38mm	
NX	43mm	
RX	52mm	
TX	60mm	

⑧ Packaging

Code	Packaging
B	Bulk

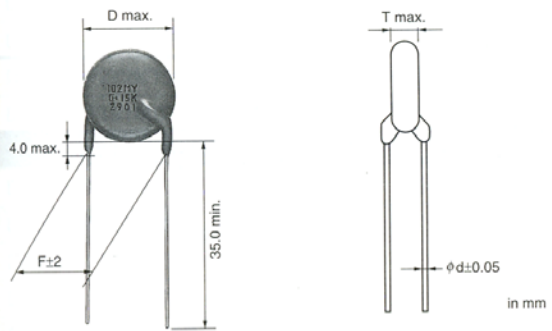
High Voltage Ceramic Capacitors (10-40kV)

Typical Example of Temperature Characteristics



High Voltage Ceramic Capacitors (10-40kV)

Radial Type DHR Series



Operating Temp. Range -25°C to +100°C

● Part number configuration (Please see page 25 for details)

(Ex.)

DH	R	B3	4A	102	M	2B	B
①	②	③	④	⑤	⑥	⑦	⑧

Part Number	⑦ Lead Code	DC Rated Volt. (kV)	Temp. Char./		Dimensions (mm)					
			⑤ Capacitance (pF)		D	T		F	d	
			B	ZM		B	ZM			
Char. B : DHRB34A□□□M□□B ⑤ ⑦ Char. ZM : DHR4E4A□□□K□□B ⑤ ⑦		10	100		8	7.0	7.3		9.5	0.65
			150				7.0			
			220		9		7.0			
			330		10		7.0			
			470		12		7.0			
			680		13		7.0			
			1000		15		7.0			
Char. B : DHRB34B□□□M□□B ⑤ ⑦ Char. ZM : DHR4E4B□□□K□□B ⑤ ⑦	2B	12	100		8	7.7	7.3		9.5	0.65
			150, 220		9	7.3				
			330		11	7.3				
			470		12	7.3				
			680		14	7.3				
			1000		16	7.3				
						7.3				
Char. B : DHRB34C□□□M□□B ⑤ ⑦ Char. ZM : DHR4E4C□□□K□□B ⑤ ⑦		15	100		8	8.5	8.2		12.7	0.8
			150		9	8.2				
			220		10	8.2				
			330		12	8.2				
			470		13	8.2				
			680		15	8.2				
			1000		18	8.2				
			8.2							
2F										
Capacitance Tolerance			Char. B : ±20% , Char. ZM : ±10%							

● Applications

1. Tuning capacitor in focus circuit for display
2. High Voltage DC power supplies (PPCs, X-ray apparatus, air cleaner, lasers, etc.)
3. Color TV doublers and triplers

● Minimum Quantity (order in sets only) : 200 pcs.
 Minimum Order Quantity : 200 pcs.