

SD4 Series (Surface Mount)

Part Number	UL Approved P/N See Note3	SD4-75	SD4-90	SD4-145	SD4-200	SD4-230	SD4-350
DC Spark-over Voltage	100V/s(V)	75V±20%	90V±20%	145V±20%	200V±20%	230V±20%	350V±20%
Impulse Spark-over Voltage	1kV/μs(V)	≤600V	≤600V	≤600V	≤600V	≤650V	≤700V
Insulation Resistance	(Ω)	>10G(50VDC)	>10G(50VDC)	>10G(50VDC)	>10G(100VDC)	>10G(100VDC)	>10G(100VDC)
Capacitance	1MHz	≤0.5pF	≤0.5pF	≤0.5pF	≤0.5pF	≤0.5pF	≤0.5pF
Impulse Discharge	8/20μs	2.5kA	2.5kA	2.5kA	2.5kA	5kA	5kA
AC Discharge Current	AC 50Hz	5A	5A	5A	5A	5A	5A
Impulse Life	8/20μs	100A,1000times	100A,1000times	100A,1000times	100A,1000times	100A,1000times	100A,1000times
DC Holdover Voltage	(V)	52V	52V	80V	135V	135V	135V

* Measurement is performed in dark mode.
 ** Test circuit shall comply with ITU-T Figure4/K.12
 *** Recognized under UL497B, File Number E140906.

Marking

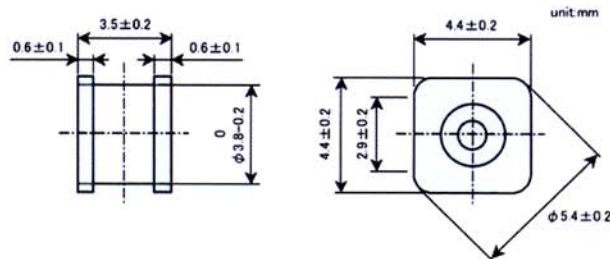
⚡ 4 6 8

*Position optional

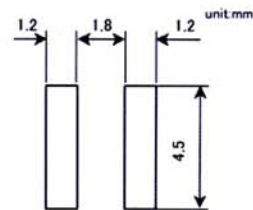
- ⚡ -Symbol Logo
- 4 -Abbreviation of Nominal DC Spark-over Voltage ex) 1 : 75V
- 6 -Production Year ex) 2006 : 6
- 8 -Production Month
 Jan.~Sep. : 1~9
 Oct.~Dec. : X.Y.Z



Construction and dimensions



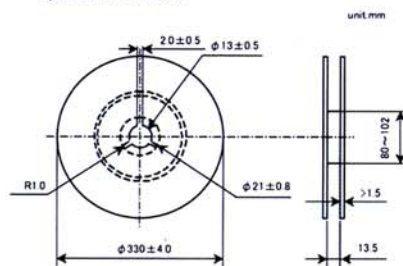
Recommended land pattern



Packing

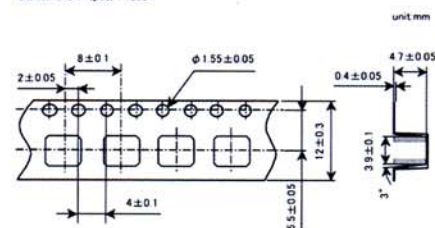
Reel Dimension

Tape and reel packing shall comply with the specification of IEC 60286-3



Taping Dimension

Embossing Tape
 -Standard QTY(pcs) 1800



Sankosha Corporation
 Tokyo, Japan

Phone 81-3-3491-2567 Fax 81-3-5496-4289
 mail info@sankosha.co.jp

Note:

1. Insulation Resistance shall be measured with the following voltages for each nominal DC Sparkover Voltage.

Nominal DC Sparkover Voltage	Measuring Voltage
75-145V	DC 50V
200-230V	DC 100V

2. DC Holdover Voltage shall be measured in accordance with the ITU-T K.12 Test Circuit or the IEEE C62.31 1987 Test Circuit.

3. SD4-75, -90, -145, -200, -230 are recognized under UL497B, File Number E140906.